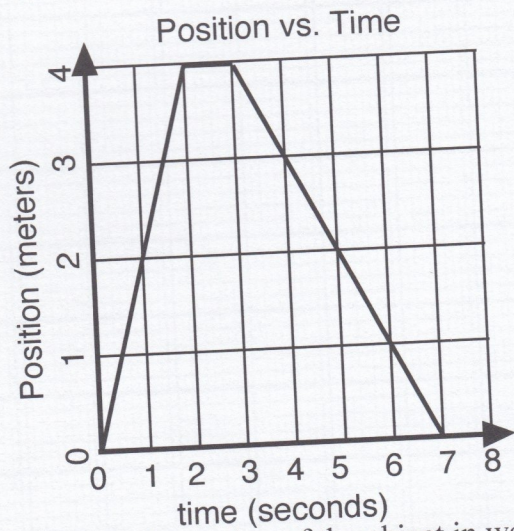
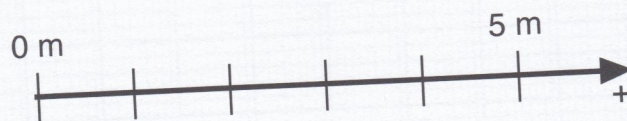


Worksheet 1: Motion Maps and Position vs. Time Graphs

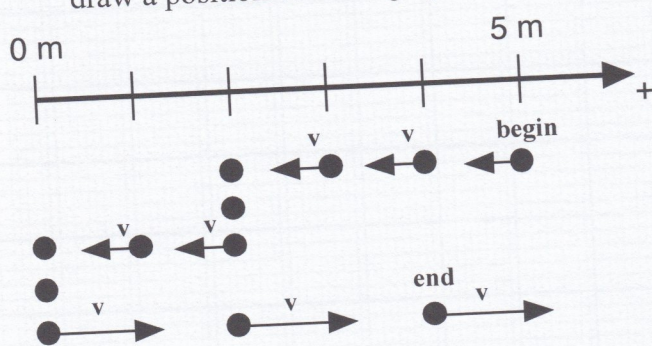
1. Given the following position vs. time graph, draw a motion map with one dot for each second.



Describe the motion of the object in words:



2. Given the following motion map, where positions have been recorded with one dot each second, draw a position vs. time graph.



Describe the motion of the object in words:

